

## [CAW 2023 Resources- How to order online](#)

This is a quick guide to walk through how to order your CAW resources online.

To order CAW resources go to - <https://caweek.org/resources>

You will see the screen below. Here it is important to filter by Northern Ireland by clicking on Northern Ireland, as this will bring up Northern Ireland specific resources for e.g. NI envelopes are different from envelopes ordered in England.

christian aid

Appeals Give Get involved Pray Our work Donate

### Order resources

With every gift. Every action. Every prayer. Every one of us can change lives.

We have organised our resources adding the most popular ones first, but you can use the search or filter function to find what you need.

Resources for your nation: [England](#), [Wales](#), [Scotland](#), [Channel Islands](#), [Northern Ireland](#)

Christian Aid Week resources for schools will be available from the beginning of April.

Enter your search term

When you filter by Northern Ireland you will see 32 NI specific resources;

### 32 results.

Showing 1 - 12. [Show all resources](#)

Envelope collections Published: 01/03/2023

[Donation Envelope \(NI\)](#)  
Multiuse donation envelope, with space to write details of a drop-off point (Northern Ireland)

Max. 10000  
Quantity

Envelope collections Published: 01/03/2023

[Church poster set \(English\)](#)  
A double sided A3 poster with a A4 TY poster on the back, with space to add the amount you raised.


Max. 500  
Quantity

Envelope collections Published: 01/03/2023

[Guide to collecting and collectors badge \(NI\)](#)  
Please order one per collector. It is a legal requirement for all collectors to wear this badge. (Northern Ireland)

Max. 500  
Quantity

To order select the quantity of each item you would like and add to basket;



Envelope collections Published: 01/03/2023

## Donation Envelope (NI)

Multiuse donation envelope, with space to write details of a drop-off point (Northern Ireland)


Max. 10000


Quantity  
250

Add to basket

Once all the resources you need are added to your basket you can go to 'Check Out' to complete your order;

**32 results.**  
Showing 1 - 12. [Show all resources](#)

 **Checkout**



Visual Search

You will see this page below when you checkout.

Stage 1- You can review your order here and decide if you need to add anything else to your order or if not continue to add in your details;

The screenshot shows the Christian Aid checkout interface. At the top is a navigation bar with the Christian Aid logo and links for Appeals, Give, Get involved, Pray, Our work, and a search icon. A red 'Donate' button is on the right. Below the navigation is the heading 'Your resources order'. On the left, a cart item is displayed: 'Envelope collections Donation Envelope (NI) Language: Northern Ireland Max. 10000'. The quantity is set to 250, and there is an 'Update' button. A red 'Add more items' button is below the cart item. On the right, a form titled '1 Your details' is shown, with steps 2 'Delivery address' and 3 'Confirm order' indicated. The form includes fields for Title (a dropdown menu), First name, Last name, Email address, and Phone number. There is a checkbox for 'I am ordering for a church or Christian Aid group'. A red 'Next Page >' button is at the bottom of the form.

**You will need an email to process the order, as you will get a confirmation email to confirm that your order has been completed.**

If you are ordering on behalf of a Church or Christian Aid group. Please select your role;

This screenshot shows a close-up of the checkout form. The checkbox 'I am ordering for a church or Christian Aid group' is checked. Below it is the label 'Role in church \*' followed by a dropdown menu. The dropdown menu is open, showing options: '- Select -', '- Select -', 'Clergy/church leader', 'Christian Aid rep' (which is highlighted), 'Christian Aid Week organiser', and 'other'. A red 'Next Page >' button is at the bottom of the form.

Please also add in your OR reference

Role in church \*

Christian Aid rep ▼

Search organisation

Search

Please enter a postcode or organisational reference (e.g. OR987654) to find your organisation. [Click here to enter manually.](#)

Stage 2- is adding your delivery details and communication preferences;

1 Your details **2 Delivery address** 3 Confirm order

Search address

[Click here](#) to enter your address manually.

Country \*

- Select - ▼

### Keeping in touch

If you would like to receive updates on our work and fundraising activities, please let us know how you would like us to contact you:

Email  
I'm happy for Christian Aid to email me

Phone  
I'm happy for Christian Aid to call me

Once all your address details are completed you can move onto the final stage of previewing your order



Stage 3- Review your order here, checking if you are happy with your order and that your details are correct and hit the submit button



You will get an email to confirm your order is successful.

Your order should be with you within a working week.